

REV.	DESCRIPTION	DATE	REVISED	APPD

Ordering Information:

PND03- 25 S B U N - A

D-SUB CONNECTOR SOLDER CUP STRAIGHT	MOUNTING HOLE A= A TYPE B= B TYPE C= C TYPE
NO. OF CONTACT: 09, 15, 19, 23, 25, 37	
CONTACT TYPE: S= FEMALE P= MALE	SHELL N= NICKEL PLATED C= TIN PLATED
CONTACTS PLATING O= GOLD FLASH B= SELECTIVE GOLD FLASH	INSULATION COLOR W= WHITE B= BLACK U= BLUE

Note:

1. Material:

- 1.1 Insulator: High temperature thermoplastic with g.f,UL94v-0
- 1.2 Contact: Copper alloy,t=0.20mm
- 1.3 Shell: Spcc,t=0.30mm

2. Specification:

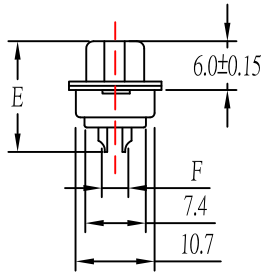
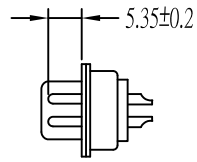
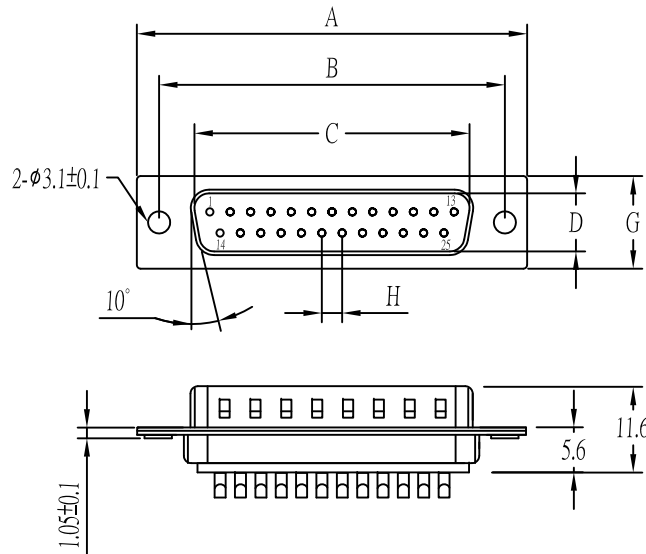
- 2.1 Current rating: 1 A Max.
- 2.2 Dielectric withstanding voltage: 750 V(ac) for 1 min.
- 2.3 Contact resistance: 30 mW Max.
- 2.4 Insulation resistance: 1000 MW Min.
- 2.5 Total mating force: 7.0 Kgf Max.
- 2.6 Total unmating force: 1.5 Kgf Min.
- 2.7 Temperature range: -55°C~85°C

A	前鉗型(不通孔)	B	後鉗型(通孔)	C	前鉗型(通孔)

PART NO	A±0.25	B±0.20	C±0.20	D±0.20	E±0.30	F±0.10	G±0.25	H±0.05
PND03-09S	30.81	24.99	16.33	7.90	15.00	2.84	12.55	2.77
PND03-15S	39.25	33.32	24.66	7.90	15.00	2.84	12.55	2.77
PND03-19S	44.80	38.86	30.00	7.90	15.00	2.84	12.55	2.77
PND03-23S	50.30	44.30	35.30	7.90	15.00	2.84	12.55	2.77
PND03-25S	53.04	47.04	38.38	7.90	15.00	2.84	12.55	2.77
PND03-37S	69.50	63.50	54.84	7.90	15.00	2.84	12.55	2.77

8	Back-shell	1		
7	Front-shell	1		
6	Clip	1		No finish
5	Contact	4		Selective Au plated on mating area
4	Contact	4		
3	Contact	4		
2	Contact	4		
1	Housing	1		Black
No.	Name	Qty	Part No.	Finish

PART NO:		MATERIAL:		長榮有限公司	
MODEL NO:		FINSH:			
UNIT: mm	SIZE:	COLOR:		PART NAME: D-SUB Solder (Female)	
TOLERANCE UNSPECIFIED		DR: YuSheng		DWG NO: PND03-(Female)	
.x	±0.3	CHK: Nick		REV: A04	
.xx	±0.20	APP: Kent		SCALE: 1:1	
.xxx	±0.100			SHEET: 1 of 1	
ANG.	±1°				



REV.	DESCRIPTION	DATE	REVISER	APPD

Ordering Information:

PND03- 25 P B U N - A

D-SUB CONNECTOR
SOLDER CUP STRAIGHT

NO. OF CONTACT:
09, 15, 19, 23, 25, 37

CONTACT TYPE:
S= FEMALE
P=MALE

CONTACTS PLATING
O= GOLD FLASH
B= SELECTIVE GOLD FLASH

MOUNTING HOLE
A= A TYPE
B= B TYPE
C= C TYPE

SHELL
N= NICKEL PLATED
C= TIN PLATED

INSULATION COLOR
W= WHITE
B= BLACK
U= BLUE

Note:

- Material:
 - Insulator: High temperature thermoplastic with g.f,UL94v-0
 - Contact: Copper alloy,t=0.20mm
 - Shell: Spcc,t=0.30mm
- Specification:
 - Current rating: 1 A Max.
 - Dielectric withstanding voltage: 750 V(ac) for 1 min.
 - Contact resistance: 30 mW Max.
 - Insulation resistance: 1000 MW Min.
 - Total mating force: 7.0 Kgf Max.
 - Total unmating force: 1.5 Kgf Min.
 - Temperature range: -55°C~85°C

A	前鉚型(不通孔)	B	後鉚型(通孔)	C	前鉚型(通孔)

8	Back-shell	1		
7	Front-shell	1		
6	Clip	1		No finish
5	Contact	4		Selective Au plated on mating area
4	Contact	4		
3	Contact	4		
2	Contact	4		
1	Housing	1		Black
No.	Name	Q'ty	Part No.	Finish

PART NO	A±0.25	B±0.20	C±0.20	D±0.20	E±0.30	F±0.10	G±0.25	H±0.05
PND03-09P	30.81	24.99	16.92	8.38	14.90	2.84	12.55	2.77
PND03-15P	39.25	33.32	25.25	8.38	14.90	2.84	12.55	2.77
PND03-19P	44.80	38.86	30.60	8.38	14.90	2.84	12.55	2.77
PND03-23P	50.30	44.30	35.90	8.38	14.90	2.84	12.55	2.77
PND03-25P	53.04	47.04	38.96	8.38	14.90	2.84	12.55	2.77
PND03-37P	69.50	63.50	55.42	8.38	14.90	2.84	12.55	2.77

PART NO:		MATERIAL:		長榮有限公司	
MODEL NO:		FINSH:			
UNIT: mm	SIZE:	COLOR:	COLOR	PART NAME: D-SUB SOLDER (Male)	
TOLERANCE UNSPECIFIED		DR:	YuHong	DWG NO:	PND03-(Male)
.x	±0.3	CHK:	Nick	SCALE:	1:1
.xx	±0.20	APP:	Kent	SHEET:	1 of 1
.xxx	±0.100				
ANG.	±1°				

