


1.27(.050") Pin Type Series

Receptacles Headers Right Angle Mount Type

● Ordering Information



MDR 26 F L 1 1

SERIES PREFIX:
1.27mm Pin type right angle dip mount connectors

NO.OF CONTACT:
26,40,50,68 pos

CONTACT TYPE:
F=female

BLOCKS FINISHES:
L = latch blocks
S = screw blocks

THREADED FINISHES:
1 = #2-56
2 = #4-40
3 = M2.6

CONTACT FINISHES:
1 = 5u" gold selective plating
3 = 15u" gold selective plating
5 = 30u" gold selective plating

FEATURES:

- Half pitch 1.27mm(.050") series
- Pin type right angle dip mount connector
- Bracket with latch block and without latch block
- Steel body provide EMI/RFI shielded

MATERIALS:

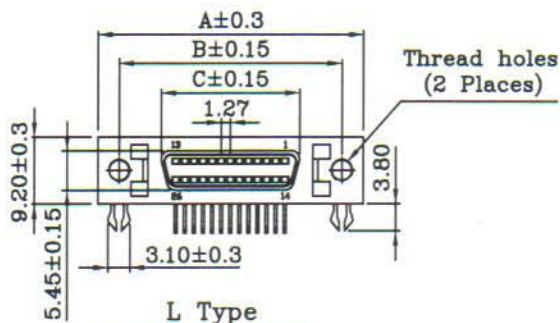
- Housing and cover: Plastic thermoplastic P.B.T UL94V-0 black
- Contact: Phosphor bronze or brass gold selective plated
- Shell: Steel, nickel plated over copper
- Bracket: Steel, nickel plated over copper
- Boardlock: Brass, tin plated

ELECTRICAL:

- Current Rating: 1 Amp
- Insulation Resistance: >500MΩ/Min
- Withstanding Voltage: AC 500V/r.m.s for 1 Minute
- Contact Resistance: 35mΩ Max
- Temperature Range: -55°C ~ +105°C

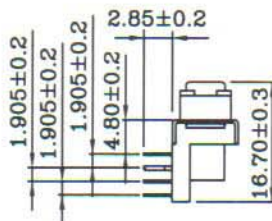
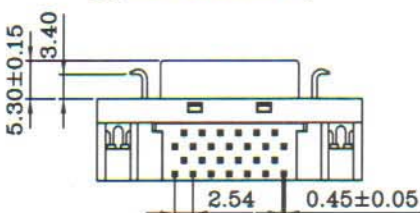
Dimensions

NO OF CONTACTS	A	B	C	D	E
26	37.19	31.26	19.45	31.26	15.24
40	46.30	40.15	28.25	40.15	24.13
50	52.43	46.50	34.70	46.50	30.48
68	63.86	57.93	46.13	57.93	41.91



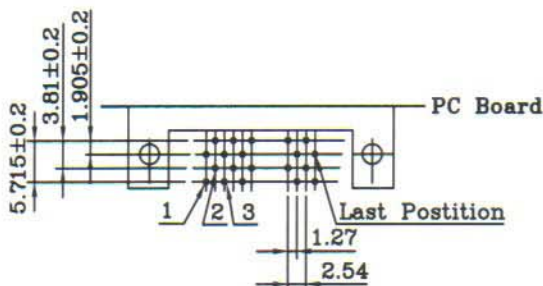
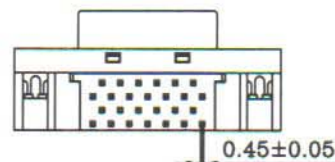
L Type

● (With Latch Blocks)



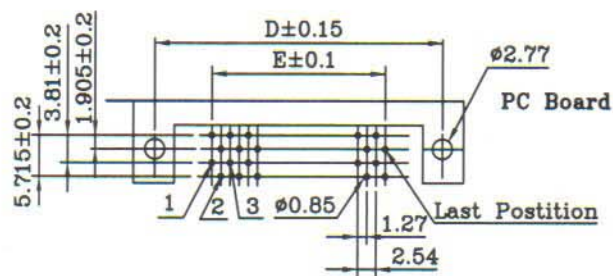
S Type

● (Without Latch Blocks)



26P,50P

PC Board Mounting Dimensions



40P,68P

PC Board Mounting Dimensions