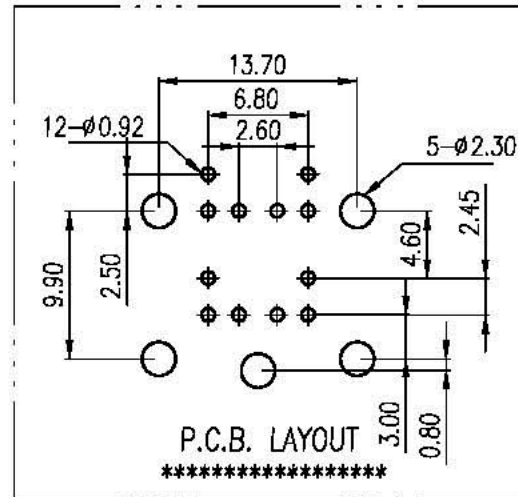
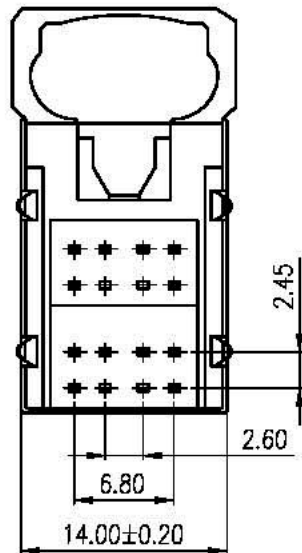
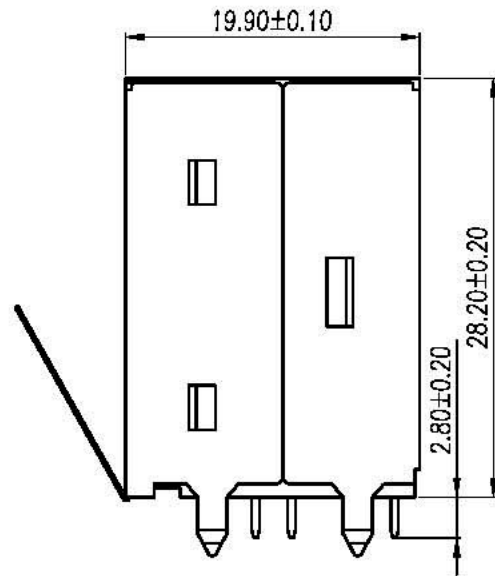
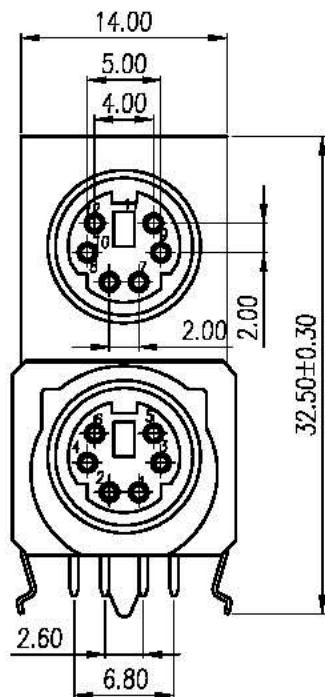


REV.	ECN NO	LOCATIONS	DESCRIPTION	DATE	REVISER	APPD



Note:

1.Material:

- 1.1 Insulator: P.B.T UL 94-V0 rated.
- 1.2 Contact: Brass,t=0.20mm.
- 1.4 Shell: Brass,t=0.30mm.
- 1.5 Grounding Strip: Stainless Steel,t=0.20mm.

2.Specification:

- 2.1 Current rating: 1 A Max.
- 2.2 Dielectric withstanding voltage: 500 V(ac) for 1 minute.
- 2.3 Contact resistance: 30 mΩ Max.
- 2.4 Insulation resistance: 1000 MΩ Min at DC 500V.
- 2.5 Total mating force: 2.5 Kgf Max.
- 2.6 Total unmating force: 0.5 Kgf Min.
- 2.7 Temperature range: -55°C~+105°C

3.Finishes:

- 3.1 Contacts:Gold flashed 1u",3u",5u",10U",15u",30u".
- 3.2 Shell: Nickel plated

No.	Name	Q'ty	Material	Remarks & Thickness	Finish
4	Grounding Strip	1	Stainless Steel	T=0.20mm	Nickel Plated
3	Shell	1	Brass	T=0.30mm	Nickel Plated
2	Contact	12	Brass	T=0.20mm	Gold Flashed
1	Housing	1	P.B.T	UL 94-V0	Black/Green/Purple

PART NO:		MATERIAL:		CHANG ENN CO., LTD.	
MODEL NO:		FINSH:			
UNIT: mm	SIZE: A4	COLOR:		PART NAME:	
TOLERANCE UNSPECIFIED		DR:	08/05/04	MINI DIN RIGHT ANGLE P.B.C 6PIN TYPE(F)雙層(薄片式)	
.x	±0.3	CHK:	08/05/04	DWG NO: PND34-16	
.xx	±0.20	APP:	08/05/04	SCALE: 2:1	REV: AO
.xxx	±0.100			SHEET: 1 of 1	
ANG.	±1°				